

Module 15 Giving Directions

As happens in strange and new places, people get disoriented and may require help finding their way, so guests may frequently ask you for directions. They may ask directions to a restaurant in the hotel complex, the nearest restroom, or a nearby historical site. There are a multitude of expressions that are used when asking for and giving directions.



1. Lesson: Asking for and giving directions

2. Lesson Objectives: Students will learn expressions for asking and giving directions.

3. Procedure: Give students handouts of the following expressions/dialogues. Read the expressions and have the students repeat them individually to check their pronunciation.

Asking for directions

Could you tell me how to get to (... the pool)?
How do I find (...StarBucks Coffee Shop)?
Pardon me, I'm lost, how do I get to the (...the main lobby)?
Which is the best route to (...Phuket Town)?
Could you direct me to (...the beach)?
Which way do I go to get to (...the hospital)?

How do I get to...

Giving directions

Take this passage way
On your right/left
Take the elevator
Follow this path
It's about 50 meters
Cross the street
It's in the middle of the block
Drive south on 4233
It's next to/ across from/between/in front of
Drive to Jackson street and turn left/right

Go up/down the steps
Turn right/left
It's on the third floor
Turn right/left at the corridor
Go about 3 kilometers
It's on your right/left
It's on the corner





Prepositions of location used when giving directions

go straight	go to	right	left
cross	on your right	on your left	beside
next to	behind	across from	in front of

on the corner of (to be very specific NE, SE, NW, SW corners)



Module 15 Giving Directions




Point to Remember (Suggestions for giving directions)

Giving street directions is really very easy when you remember to follow these points. When giving directions you are actually giving two sets of instructions.

In the first set- "Go To" - you are telling the listener what street to go to or how far to go.

In the second set- "Then"- you are telling the listener what to do when they get there. (turn right/left, go straight, on the left, etc.)

Giving even very complicated directions is just a repetition of these two basic steps. Another good idea is to use easily identifiable landmarks; instead of the amount of time to get someplace (time is relative, after all). Easily identifiable landmarks are street lights, stop signs, parks, tall building standing alone, etc.



Additional Vocabulary

sidewalk	footpath	no through way (road)
pedestrian	main road	street
avenue	boulevard	round about
dead end	cul de sac	pavement

Land marks

art gallery	bridge	castle	temple
cathedral	cinema	zoo	department store
museum	opera house	post office	police station
fire station	railway	bus station	train station
traffic light	stop light	stop sign	T-junction



4. Study: Students should work together in pairs and read the following dialogue, one student reading the role of the guest and the other student reading the role of the staff.

Guest: Could you tell me how to get to the Spa?

Staff: Take this passageway and go down the steps on your right. At the bottom of the steps there is a wooden bridge. Go over the bridge and turn right. Follow the path until you get to the Spa. It's about 40 meters from the bridge.

Guest: How do I find the Thai Thai restaurant?

Staff: Just follow the pathway to the left of the reception desk in the Andaman lobby. The walk way will take you directly to the Thai Thai Restaurant.

Guest: Which way do I go to get to the beach?

Staff: From the Bell Desk in the Andaman Lobby, turn left and follow the path on the right and go past the pond and up the steps. From there, walk straight across the beach road, the beach will be right in front of you.

Guest: Pardon me, I'm lost, how do I get to the gym?

Module 15 Giving Directions

Staff: From the main lobby, walk away from the beach and take the first staircase on your right down. The staircase is next to the portrait center. The gym is on your right at the bottom of the stairs.

Guest: Which is the best route to the Phuket City?

Staff: Get on the road to Patong and drive north on the 4233. At the end of the beach road in Patong, turn right on the 4029 and drive east. Take the 4029 about 4 kilometers and turn right on the 4020. That road will take you into Phuket city.

5. Paired Practice: Practice using the above expressions by having similar dialogues with a partner, one partner taking the role of the guest and the other the role of the staff. For additional practice, switch roles. Practice the dialogue several times, trying to use all of the expressions noted.


More Practice

Using the map below, work with a partner and ask for directions to places on the map.

Module 15 Giving Directions



6. Evaluation: The teacher should have a similar interaction of greeting with the students individually, with the teacher taking the role of the guest and the students taking the role of the staff. Teacher should point out any mistakes and correct pronunciation errors. Follow up the exercise for any students that made errors later in the lesson to ensure that the mistakes have been corrected.



Additional Activities and Exercises

Module 15 Giving Directions

1. Work Sheet 1

Fill in the blanks by writing the correct word on the line that will complete the sentence.

direct	route	in front of	Golf	get
take	lost	north	find	where
to	hurry	right	again	into
on	next	what	turn	away
could	bottom	how	way	me

1. _____ you tell me _____ the gym is?
2. _____ do I _____ to the Spa?
3. _____ is the best _____ to get to Patong?
4. Yes sir, _____ this passage way until you come to front desk, then _____ right.
5. Pardon _____, I'm _____, how do I _____ the gym?
6. From the main lobby, walk _____ from the beach and take the first staircase down on your right. The staircase is _____ to the portrait center. The gym is at the _____ of the stairs.
7. What is the fastest _____ to Phuket City? I'm in a _____.
8. Get on the road to Patong and drive _____ on the 4233. At the end of the beach road in Patong, turn _____ on the 4029 and drive east. Take the 4029 about 4 kilometers and turn right _____ on the 4020. That road will take you _____ Phuket city.
9. Could you _____ me to Dino Park Mini _____?
10. On the main road _____ the hotel, walk south about 500 meters. The Park is _____ the right, next _____ The Marina Phuket Resort.